



February 26 - 28, 2010 Phillip Island, Australia
SUPPORT CLASS RESULTS
VIC MOTORCYCLE WRECKERS AUSTRALIAN SUPERSPORT
Qualifying 1

Date: 27/02/10
 Event: Q03
 Weather: Overcast / Threatening - Temp: 20.1C
 Track: Mainly dry - Temp: 26.7C

Started at: 09:10:03
 Laps: 25 Min
 Starters: 22
 Printed at: 9:48

PROVISIONAL FASTEST LAPS


Pos	No	Gr	Name	Class	Machine	Fastest Lap	On Lap	Behind Prev	Behind Leader
1	4	C	Aaron MORRIS (NSW)		Yamaha YZF-R6	1:37.773	4 of 6		
2	18	B	Troy HERFOSS (VIC) / Team Suzuki		Suzuki GSXR	1:37.879	5 of 9	.106	.106
3	25	B	Brodie WATERS (VIC)		Suzuki GSXR	1:38.149	11 of 11	.270	.376
4	8	A	Jed METCHER (VIC)		Yamaha YZF-R6	1:38.315	11 of 12	.166	.542
5	11	A	Pat MEDCALF (VIC) / Yamaha Racing Team		Yamaha YZF-R6	1:38.383	5 of 5	.068	.610
6	9	A	Kevin CURTAIN (VIC) / Yahama Racing Team		Yamaha YZF-R6	1:38.772	9 of 9	.389	.999
7	19	B	Mitchell PIROTTA (NSW) / On Two Wheels Motorsports		Yamaha YZF-R6	1:39.703	6 of 13	.931	1.930
8	16	A	Christan CASELLA (VIC)		Triumph Daytona	1:39.913	12 of 12	.210	2.140
9	24	A	Chas HERN (VIC)		Suzuki GSXR	1:40.176	11 of 12	.263	2.403
10	35	A	Mitchell CARR (NSW) / Carr Bros Motorsport		Suzuki GSXR	1:40.196	4 of 10	.020	2.423
11	23		Rick OLSON (VIC) / Yamaha Racing Team		Yamaha YZF-R6	1:40.201	9 of 9	.005	2.428
12	65	A	Blake LEIGH-SMITH (QLD)		Yamaha YZF-R6	1:40.338	13 of 14	.137	2.565
13	60	A	Ben BURKE (NSW)		Yamaha YZF-R6	1:40.340	14 of 14	.002	2.567
14	52	B	Ryan TAYLOR (VIC)		Yamaha YZF-R6	1:41.209	10 of 15	.869	3.436
15	96	A	Aaron GOBERT (NSW)		Yamaha YZF-R6	1:41.460	4 of 12	.251	3.687
16	22	C	Des DARBY (QLD)		Triumph Daytona	1:41.871	6 of 9	.411	4.098
17	30		Dylan MAVIN (QLD)		Honda CBR RR	1:42.069	5 of 12	.198	4.296
18	82	A	Chris QUINN (NSW) / The Channon Store		Yamaha YZF-R6	1:42.281	12 of 12	.212	4.508
19	37	C	Cohen ARTHUR (QLD)		Yamaha YZF-R6	1:42.736	5 of 8	.455	4.963
20	58	A	Anthony QUINN (NSW) / The Channon Store		Yamaha YZF-R6	1:42.921	12 of 13	.185	5.148
21	17	B	Sam HEATH (QLD)		Honda CBR RR	1:43.285	7 of 8	.364	5.512
22	48	B	Andy LAWSON JNR (QLD)		Honda CBR RR	1:43.823	11 of 13	.538	6.050

Current qualifying record for SS class - 1:35.989 by Jamie STAUFFER (VIC) on a Yamaha YZF R6 set on 29/02/08

*** Indicative qualifying time - 1:52.439 ***

The results are provisional until the end of the time limit for protests and appeals.


 Chief Time Keeper - Scott Laing


 Clerk of Course - Peter Smith

Computime Race Timing Systems Pty Ltd © 1996-2008
 Licensed to Computime Race Timing Systems

www.computime.com.au

COMPUTIME RACE TIMING SYSTEMS PTY LTD

9 Timber Lane, Glen Waverley, Vic 3150. Ph : 0418 17 13 17

E-mail : scott@computime.com.au





February 26 - 28, 2010 Phillip Island, Australia
SUPPORT CLASS RESULTS

VIC MOTORCYCLE WRECKERS AUSTRALIAN SUPERSPORT
Qualifying 1

Date: 27/02/10
Event: Q03
Weather: Overcast / Threatening - Temp: 20.1C
Track: Mainly dry - Temp: 26.7C

Started at: 09:10:03
Laps: 25 Min
Starters: 22
Printed at: 9:48


PROVISIONAL FASTEST LAPS SEQUENCE

Race Time	No	Name	Machine	Fastest Lap	On Lap
1:55.423	18	Troy HERFOSS (VIC)	Suzuki GSXR	1:52.682	1
2:16.174	16	Christan CASELLA (VIC)	Triumph Daytona	1:52.499	1
3:34.429	18	Troy HERFOSS (VIC)	Suzuki GSXR	1:39.006	2
5:22.010	11	Pat MEDCALF (VIC)	Yamaha YZF-R6	1:38.862	3
6:52.672	18	Troy HERFOSS (VIC)	Suzuki GSXR	1:38.253	4
8:30.551	18	Troy HERFOSS (VIC)	Suzuki GSXR	1:37.879	5
8:30.755	4	Aaron MORRIS (NSW)	Yamaha YZF-R6	1:37.773	4

*** Indicative qualifying time - 1:52.439 ***

The results are provisional until the end of the time limit for protests and appeals.


Chief Time Keeper - Scott Laing


Clerk of Course - Peter Smith

Computime Race Timing Systems Pty Ltd © 1996-2008
Licensed to Computime Race Timing Systems

www.computime.com.au

COMPUTIME RACE TIMING SYSTEMS PTY LTD

9 Timber Lane, Glen Waverley, Vic 3150. Ph : 0418 17 13 17

E-mail : scott@computime.com.au





February 26 - 28, 2010 Phillip Island, Australia
SUPPORT CLASS RESULTS

VIC MOTORCYCLE WRECKERS AUSTRALIAN SUPERSPORT

Qualifying 1

Date: **27/02/10**
Event: **Q03**
Weather: **Overcast / Threatening - Temp: 20.1C**
Track: **Mainly dry - Temp: 26.7C**

Started at: **09:10:03**
Laps: **25 Min**
Starters: **22**
Printed at: **9:48**

PROVISIONAL LAP TIMES

No	Name	Lap 1	Lap 2	Lap 3	Lap 4	Lap 5	Lap 6	Lap 7	Lap 8	Lap 9	Lap 10
4	Aaron MORRIS (NSW)	1:56.701	1:40.790	1:38.823	1:37.773	2:54.660	1:50.828				
8	Jed METCHER (VIC)	1:59.423	1:42.055	1:39.031	1:40.011	1:39.112	1:38.809	7:14.972	1:50.706	1:40.048	1:38.893
10		1:38.315	1:39.255								
9	Kevin CURTAIN (VIC)	1:53.191	1:40.559	1:40.100	1:39.782	10:31.160	1:54.189	1:39.821	1:38.785	1:38.772	
11	Pat MEDCALF (VIC)	1:57.520	1:41.024	1:38.862	1:38.682	1:38.383					
16	Christan CASELLA (VIC)	1:52.499	1:43.046	1:41.035	2:39.280	1:45.821	1:40.380	1:40.871	1:40.104	1:40.434	1:40.418
10		1:40.317	1:39.913								
17	Sam HEATH (QLD)	2:02.109	1:47.572	1:44.287	1:43.927	1:44.118	1:43.318	1:43.285	3:16.409		
18	Troy HERFOSS (VIC)	1:52.682	1:39.006	1:39.990	1:38.253	1:37.879	7:31.630	1:54.946	1:38.361	1:38.144	
19	Mitchell PIROTTA (NSW)	2:00.865	1:41.874	1:40.422	2:44.257	1:53.718	1:39.703	1:55.931	1:50.523	1:40.165	1:39.782
10		3:20.057	2:01.129	1:40.741							
22	Des DARBY (QLD)	2:00.995	1:45.348	1:43.649	3:07.361	1:56.609	1:41.871	4:20.108	1:53.524	1:42.561	
23	Rick OLSON (VIC)	1:53.581	1:41.368	1:40.623	1:40.412	1:40.204	4:39.393	1:51.638	1:40.687	1:40.201	
24	Chas HERN (VIC)	1:59.427	1:43.413	1:41.833	1:41.359	1:40.799	1:40.219	1:40.308	6:13.791	1:54.873	1:40.466
10		1:40.176	1:40.209								
25	Brodie WATERS (VIC)	1:56.548	1:42.016	1:38.938	1:40.127	1:39.198	3:19.222	2:07.122	1:39.046	1:38.754	1:38.403
10		1:38.149									
30	Dylan MAVIN (QLD)	2:01.258	1:47.243	1:43.331	1:42.715	1:42.069	1:43.153	3:26.232	2:07.648	2:11.753	3:06.791
10		1:55.756	1:43.702								
35	Mitchell CARR (NSW)	1:54.990	1:42.321	1:40.447	1:40.196	9:15.775	2:00.657	1:40.774	1:40.599	1:40.830	1:40.711
37	Cohen ARTHUR (QLD)	2:03.501	1:45.421	1:43.143	1:42.933	1:42.736	4:40.582	2:05.796	1:47.619		
48	Andy LAWSON JNR (QLD)	2:04.653	1:50.494	1:47.398	1:46.019	1:45.891	1:45.282	1:44.940	3:51.554	2:05.927	1:44.456
10		1:43.823	1:44.141	1:43.925							
52	Ryan TAYLOR (VIC)	2:03.502	1:45.127	1:43.149	1:42.284	1:42.390	1:44.290	1:43.454	1:43.300	1:42.492	1:41.209
10		1:42.585	1:41.337	1:42.044	1:41.437	1:41.714					
58	Anthony QUINN (NSW)	2:05.174	1:46.615	1:44.428	1:43.971	1:43.646	1:43.848	1:43.149	1:44.057	4:24.498	2:16.038
10		1:43.983	1:42.921	1:43.015							
60	Ben BURKE (NSW)	1:58.712	1:44.791	1:43.310	1:41.686	1:40.679	1:40.857	1:46.580	1:45.322	1:41.259	1:41.143
10		1:40.397	1:46.410	1:47.148	1:40.340						
65	Blake LEIGH-SMITH (QLD)	2:02.288	1:45.719	1:42.742	1:41.512	2:07.345	1:41.667	1:41.407	1:41.295	3:17.409	1:49.907
10		1:40.776	1:40.699	1:40.338	1:40.612						
82	Chris QUINN (NSW)	2:02.762	1:45.602	1:43.065	3:53.885	1:59.297	3:00.718	1:53.389	1:42.852	1:43.359	1:50.660
10		1:42.340	1:42.281								
96	Aaron GOBERT (NSW)	1:55.522	1:42.723	1:42.129	1:41.460	3:24.772	1:52.317	1:42.526	1:41.941	4:43.312	2:01.500
10		1:42.050	1:42.069								

*** Indicative qualifying time - 1:52.439 ***

The results are provisional until the end of the time limit for protests and appeals.

Chief Time Keeper - Scott Laing

Clerk of Course - Peter Smith

Computime Race Timing Systems Pty Ltd © 1996-2008
Licensed to Computime Race Timing Systems

www.computime.com.au

COMPUTIME RACE TIMING SYSTEMS PTY LTD

9 Timber Lane, Glen Waverley, Vic 3150. Ph : 0418 17 13 17

E-mail : scott@computime.com.au





February 26 - 28, 2010 Phillip Island, Australia
SUPPORT CLASS RESULTS

VIC MOTORCYCLE WRECKERS AUSTRALIAN SUPERSPORT
Qualifying 1

Started at: 09:10:03
Laps: 25 Min
Starters: 22
Printed at: 9:48

Date: 27/02/10
Event: Q03
Weather: Overcast / Threatening - Temp: 20.1C
Track: Mainly dry - Temp: 26.7C

PROVISIONAL SPLIT TIMES

Lap	Split 1	Split 2	Split 3	Lap Time	Lap	Split 1	Split 2	Split 3	Lap Time
4 Aaron MORRIS (NSW) (1st)					30 Dylan MAVIN (QLD) (17th)				
1	43.586	43.648	29.467	1:56.701	1	46.073	45.212	29.973	2:01.258
2	32.832	40.196	27.762	1:40.790	2	35.289	42.377	29.577	1:47.243
3	32.321	39.064	27.438	1:38.823	3	33.477	41.417	28.437	1:43.331
4	31.663	38.839	27.271	1:37.773	4	33.725	40.634	28.356	1:42.715
5	37.698	48.779	1:28.183	2:54.660	5	32.891	40.822	28.356	1:42.069
6	41.372	41.389	28.067	1:50.828	6	33.222	41.147	28.784	1:43.153
8 Jed METCHER (VIC) (4th)					35 Mitchell CARR (NSW) (10th)				
1	44.859	44.551	30.013	1:59.423	1	42.217	43.733	29.040	1:54.990
2	33.073	40.292	28.690	1:42.055	2	33.333	40.799	28.189	1:42.321
3	32.155	39.355	27.521	1:39.031	3	32.693	39.990	27.764	1:40.447
4	31.815	40.146	28.050	1:40.011	4	32.557	39.722	27.917	1:40.196
5	31.993	39.375	27.744	1:39.112	5	42.418	49.792	7:43.565	9:15.775
6	32.014	39.069	27.726	1:38.809	6	48.507	43.409	28.741	2:00.657
7	37.623	50.270	5:47.079	7:14.972	7	32.770	39.787	28.217	1:40.774
8	41.327	41.229	28.150	1:50.706	8	32.719	39.796	28.084	1:40.599
9	32.225	39.982	27.841	1:40.048	9	32.769	39.985	28.076	1:40.830
10	32.110	39.206	27.577	1:38.893	10	32.696	39.973	28.042	1:40.711
11	32.033	38.746	27.536	1:38.315	37 Cohen ARTHUR (QLD) (19th)				
12	32.038	39.623	27.594	1:39.255	1	47.743	45.623	30.135	2:03.501
9 Kevin CURTAIN (VIC) (6th)					2	35.066	41.585	28.770	1:45.421
1	43.134	41.580	28.477	1:53.191	3	33.743	40.828	28.572	1:43.143
2	32.966	39.761	27.832	1:40.559	4	33.458	40.828	28.647	1:42.933
3	32.748	39.607	27.745	1:40.100	5	33.440	40.856	28.440	1:42.736
4	32.683	39.363	27.736	1:39.782	6	33.769	41.922	3:24.891	4:40.582
5	33.354	40.733	9:17.073	10:31.160	7	51.157	45.712	28.927	2:05.796
6	44.807	41.209	28.173	1:54.189	8	34.142	41.361	32:116	1:47.619
7	32.376	39.401	28.044	1:39.821	48 Andy LAWSON JNR (QLD) (22th)				
8	32.203	39.031	27.551	1:38.785	<i>[Signature]</i>				
9	32.156	39.086	27.530	1:38.772	<i>[Signature]</i>				
11 Pat MEDCALF (VIC) (5th)					Chief Time Keeper - Scott Laing				
1	45.352	43.622	28.546	1:57.520	Clerk of Course - Peter Smith				
2	33.319	40.090	27.615	1:41.024	<i>[Signature]</i>				
3	32.105	39.206	27.551	1:38.862	<i>[Signature]</i>				

Chief Time Keeper - Scott Laing

Clerk of Course - Peter Smith

Computime Race Timing Systems Pty Ltd © 1996-2008
Licensed to Computime Race Timing Systems

www.computime.com.au

COMPUTIME RACE TIMING SYSTEMS PTY LTD

9 Timber Lane, Glen Waverley, Vic 3150. Ph : 0418 17 13 17

E-mail : scott@computime.com.au





February 26 - 28, 2010 Phillip Island, Australia SUPPORT CLASS RESULTS

VIC MOTORCYCLE WRECKERS AUSTRALIAN SUPERSPORT Qualifying 1

Date: 27/02/10
Event: Q03
Weather: Overcast / Threatening - Temp: 20.1C
Track: Mainly dry - Temp: 26.7C

Started at: 09:10:03
Laps: 25 Min
Starters: 22
Printed at: 9:48

PROVISIONAL SPLIT TIMES

Lap	Split 1	Split 2	Split 3	Lap Time	Lap	Split 1	Split 2	Split 3	Lap Time
4	<u>31.823</u>	<u>38.949</u>	27.910	1:38.682	1	45.832	47.442	31.379	2:04.653
5	31.877	39.087	<u>27.419</u>	<u>1:38.383</u>	2	35.792	44.216	30.486	1:50.494
16 Christan CASELLA (VIC) (8th)					3	34.730	42.891	29.777	1:47.398
1	40.649	42.476	29.374	1:52.499	4	34.395	42.331	29.293	1:46.019
2	33.798	40.835	28.413	1:43.046	5	34.679	41.964	29.248	1:45.891
3	32.974	39.734	28.327	1:41.035	6	34.157	41.997	29.128	1:45.282
4	32.802	40.039	1:26.439	2:39.280	7	33.872	41.742	29.326	1:44.940
5	37.481	40.297	28.043	1:45.821	8	34.105	43.777	2:33.672	3:51.554
6	32.901	39.546	27.933	1:40.380	9	44.331	52.457	29.139	2:05.927
7	32.735	39.947	28.189	1:40.871	10	33.857	41.624	28.975	1:44.456
8	32.787	39.482	<u>27.835</u>	1:40.104	11	33.701	41.334	<u>28.788</u>	<u>1:43.823</u>
9	32.556	39.861	28.017	1:40.434	12	33.706	41.549	28.886	1:44.141
10	<u>32.380</u>	40.082	27.956	1:40.418	13	<u>33.563</u>	<u>41.290</u>	29.072	1:43.925
11	32.712	39.535	28.070	1:40.317	52 Ryan TAYLOR (VIC) (14th)				
12	32.601	<u>39.451</u>	27.861	<u>1:39.913</u>	1	46.945	45.599	30.958	2:03.502
17 Sam HEATH (QLD) (21th)					2	34.247	41.718	29.162	1:45.127
1	44.845	46.319	30.945	2:02.109	3	33.326	41.137	28.686	1:43.149
2	35.272	42.650	29.650	1:47.572	4	33.033	40.599	28.652	1:42.284
3	34.133	41.315	28.839	1:44.287	5	32.777	40.991	28.622	1:42.390
4	34.128	40.783	29.016	1:43.927	6	33.286	41.900	29.104	1:44.290
5	33.950	41.402	<u>28.766</u>	1:44.118	7	33.216	41.312	28.926	1:43.454
6	33.640	40.871	28.807	1:43.318	8	33.199	41.177	28.924	1:43.300
7	<u>33.562</u>	<u>40.719</u>	29.004	<u>1:43.285</u>	9	33.192	40.798	28.502	1:42.492
8	34.253	42.605	1:59.551	3:16.409	10	32.825	<u>40.229</u>	<u>28.155</u>	<u>1:41.209</u>
18 Troy HERFOSS (VIC) (2nd)					11	32.800	40.725	29.060	1:42.585
1	42.845	41.766	28.071	1:52.682	12	<u>32.618</u>	40.541	28.178	1:41.337
2	31.905	39.532	27.569	1:39.006	13	32.848	40.648	28.548	1:42.044
3	31.834	40.236	27.920	1:39.990	14	32.761	40.352	28.324	1:41.437
4	31.907	38.884	27.462	1:38.253	15	32.787	40.326	28.601	1:41.714
5	31.862	<u>38.607</u>	27.410	<u>1:37.879</u>	58 Anthony QUINN (NSW) (20th)				
6	41.141	48.593	6:01.896	7:31.630	1	47.919	46.211	31.044	2:05.174
7	44.424	41.921	28.601	1:54.946	2	35.058	42.209	29.348	1:46.615
8	32.094	38.908	<u>27.359</u>	1:38.361	3	33.985	41.520	28.923	1:44.428
9	<u>31.788</u>	38.894	27.462	1:38.144	4	33.592	41.368	29.011	1:43.971
					5	33.739	41.088	28.868	1:43.646

Chief Time Keeper - Scott Laing

Clerk of Course - Peter Smith

Computime Race Timing Systems Pty Ltd © 1996-2008
Licensed to Computime Race Timing Systems

www.computime.com.au

COMPUTIME RACE TIMING SYSTEMS PTY LTD

9 Timber Lane, Glen Waverley, Vic 3150. Ph : 0418 17 13 17

E-mail : scott@computime.com.au





February 26 - 28, 2010 Phillip Island, Australia **SUPPORT CLASS RESULTS**

VIC MOTORCYCLE WRECKERS AUSTRALIAN SUPERSPORT Qualifying 1

Date: **27/02/10**
Event: **Q03**
Weather: **Overcast / Threatening - Temp: 20.1C**
Track: **Mainly dry - Temp: 26.7C**

Started at: **09:10:03**
Laps: **25 Min**
Starters: **22**
Printed at: **9:48**

PROVISIONAL SPLIT TIMES

Lap	Split 1	Split 2	Split 3	Lap Time	Lap	Split 1	Split 2	Split 3	Lap Time
					6	33.812	41.089	28.947	1:43.848
					7	33.566	40.809	28.774	1:43.149
					8	33.836	41.244	28.977	1:44.057
					9	42.191	53.651	2:48.656	4:24.498
					10	1:03.427	43.232	29.379	2:16.038
					11	33.899	40.920	29.164	1:43.983
					12	33.486	40.737	28.698	1:42.921
					13	33.465	40.763	28.787	1:43.015
19 Mitchell PIROTTA (NSW) (7th)					60 Ben BURKE (NSW) (13th)				
1	47.256	43.488	30.121	2:00.865	1	44.642	43.896	30.174	1:58.712
2	33.512	40.284	28.078	1:41.874	2	34.765	41.345	28.681	1:44.791
3	32.494	39.979	27.949	1:40.422	3	33.807	40.936	28.567	1:43.310
4	32.446	40.719	1:31.092	2:44.257	4	33.133	40.246	28.307	1:41.686
5	43.416	42.356	27.946	1:53.718	5	32.865	39.944	27.870	1:40.679
6	32.322	39.724	27.657	1:39.703	6	32.985	39.854	28.018	1:40.857
7	32.494	54.857	28.580	1:55.931	7	36.939	41.513	28.128	1:46.580
8	32.579	49.347	28.597	1:50.523	8	35.403	41.875	28.044	1:45.322
9	32.674	39.476	28.015	1:40.165	9	32.857	40.279	28.123	1:41.259
10	32.541	39.580	27.661	1:39.782	10	33.223	39.793	28.127	1:41.143
11	39.175	43.033	1:57.849	3:20.057	11	32.773	39.562	28.062	1:40.397
12	52.184	40.942	28.003	2:01.129	12	38.402	39.929	28.079	1:46.410
13	32.276	40.084	28.381	1:40.741	13	33.106	43.781	30.261	1:47.148
22 Des DARBY (QLD) (16th)					14	32.724	39.515	28.101	1:40.340
1	45.838	44.473	30.684	2:00.995	65 Blake LEIGH-SMITH (QLD) (12th)				
2	34.681	41.884	28.783	1:45.348	1	46.459	45.594	30.235	2:02.288
3	33.554	41.383	28.712	1:43.649	2	34.435	42.376	28.908	1:45.719
4	35.264	42.826	1:49.271	3:07.361	3	33.569	40.826	28.347	1:42.742
5	44.304	43.599	28.706	1:56.609	4	32.874	40.465	28.173	1:41.512
6	33.039	40.477	28.355	1:41.871	5	32.566	1:05.333	29.446	2:07.345
7	32.779	1:02.787	2:44.542	4:20.108	6	32.834	40.525	28.308	1:41.667
8	43.714	41.094	28.716	1:53.524	7	32.798	40.332	28.277	1:41.407
9	33.637	40.544	28.380	1:42.561	8	32.657	40.205	28.433	1:41.295
23 Rick OLSON (VIC) (11th)					9	35.304	43.909	1:58.196	3:17.409
1	43.859	41.552	28.170	1:53.581	10	40.227	41.280	28.890	1:49.907
2	33.143	40.106	28.119	1:41.368	11	32.760	40.044	28.002	1:40.776
3	33.022	39.596	28.005	1:40.623					
4	32.925	39.531	27.956	1:40.412					
5	32.875	39.516	27.813	1:40.204					
6	38.311	51.071	3:10.011	4:39.393					
7	42.898	40.529	28.211	1:51.638					
8	32.655	40.094	27.938	1:40.687					
9	32.686	39.652	27.863	1:40.201					

Chief Time Keeper - Scott Laing

Clerk of Course - Peter Smith



Computime Race Timing Systems Pty Ltd © 1996-2008
Licensed to Computime Race Timing Systems

www.computime.com.au
COMPUTIME RACE TIMING SYSTEMS PTY LTD
9 Timber Lane, Glen Waverley, Vic 3150. Ph : 0418 17 13 17
E-mail : scott@computime.com.au





February 26 - 28, 2010 Phillip Island, Australia **SUPPORT CLASS RESULTS**

VIC MOTORCYCLE WRECKERS AUSTRALIAN SUPERSPORT Qualifying 1

Date: **27/02/10**
Event: **Q03**
Weather: **Overcast / Threatening - Temp: 20.1C**
Track: **Mainly dry - Temp: 26.7C**

Started at: **09:10:03**
Laps: **25 Min**
Starters: **22**
Printed at: **9:48**


PROVISIONAL SPLIT TIMES

Lap	Split 1	Split 2	Split 3	Lap Time	Lap	Split 1	Split 2	Split 3	Lap Time
24 Chas HERN (VIC) (9th)					12	32.397	39.982	28.320	1:40.699
1	45.779	43.960	29.688	1:59.427	13	32.228	40.057	28.053	1:40.338
2	33.352	41.439	28.622	1:43.413	14	32.458	39.998	28.156	1:40.612
3	33.378	40.123	28.332	1:41.833	82 Chris QUINN (NSW) (18th)				
4	32.890	40.203	28.266	1:41.359	1	46.935	45.643	30.184	2:02.762
5	32.673	40.149	27.977	1:40.799	2	34.632	41.928	29.042	1:45.602
6	32.713	39.632	27.874	1:40.219	3	33.383	40.975	28.707	1:43.065
7	32.599	39.792	27.917	1:40.308	4	34.128	49.814	2:29.943	3:53.885
8	37.074	46.530	4:50.187	6:13.791	5	47.377	42.732	29.188	1:59.297
9	45.517	40.981	28.375	1:54.873	6	33.730	43.117	1:43.871	3:00.718
10	32.841	39.726	27.899	1:40.466	7	43.240	41.405	28.744	1:53.389
11	32.640	39.655	27.881	1:40.176	8	33.285	40.731	28.836	1:42.852
12	32.551	39.678	27.980	1:40.209	9	33.300	40.702	29.357	1:43.359
25 Brodie WATERS (VIC) (3rd)					10	33.120	48.495	29.045	1:50.660
1	42.636	44.178	29.734	1:56.548	11	33.122	40.713	28.505	1:42.340
2	32.720	40.670	28.626	1:42.016	12	33.311	40.495	28.475	1:42.281
3	32.211	39.122	27.605	1:38.938	96 Aaron GOBERT (NSW) (15th)				
4	31.969	40.138	28.020	1:40.127	1	43.914	42.656	28.952	1:55.522
5	32.042	39.424	27.732	1:39.198	2	33.831	40.428	28.464	1:42.723
6	36.039	46.954	1:56.229	3:19.222	3	33.523	40.367	28.239	1:42.129
7	44.775	52.580	29.767	2:07.122	4	33.202	40.148	28.110	1:41.460
8	32.082	39.331	27.633	1:39.046	5	33.430	40.442	2:10.900	3:24.772
9	31.861	39.200	27.693	1:38.754	6	42.764	41.073	28.480	1:52.317
10	31.915	39.041	27.447	1:38.403	7	33.659	40.522	28.345	1:42.526
11	31.908	38.779	27.462	1:38.149	8	33.387	40.247	28.307	1:41.941
					9	35.809	44.141	3:23.362	4:43.312
					10	41.362	51.259	28.879	2:01.500
					11	33.331	40.483	28.236	1:42.050
					12	33.310	40.329	28.430	1:42.069

*** Indicative qualifying time - 1:52.439 ***

The results are provisional until the end of the time limit for protests and appeals.


Chief Time Keeper - Scott Laing


Clerk of Course - Peter Smith

Computime Race Timing Systems Pty Ltd © 1996-2008
Licensed to Computime Race Timing Systems

www.computime.com.au

COMPUTIME RACE TIMING SYSTEMS PTY LTD

9 Timber Lane, Glen Waverley, Vic 3150. Ph : 0418 17 13 17

E-mail : scott@computime.com.au

